

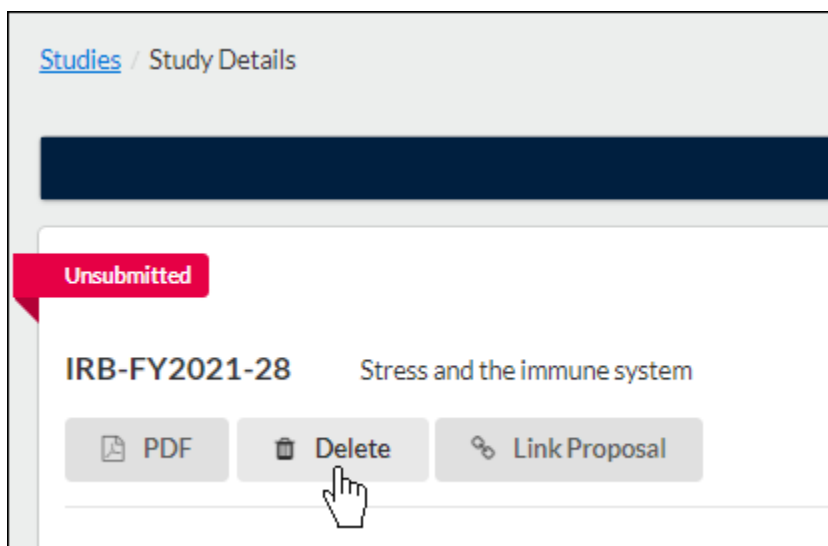
Deleting a Study or Submission

Purpose of this resource: To show SHSU investigators how to delete a study and/or a submission in Cayuse Human Ethics.

Deleting a study or submission can be done from either the Study Details page, or the Submission Details page.

Deleting a Study

You can only delete a study if it has no submissions attached. To delete a study, click on **Delete** on the Study Details page.



On the confirmation page, click **Delete**.

Deleting a Submission

You can only delete a submission prior to the initial completion (when Complete Submission is clicked). If a submission can't be deleted, [it can be withdrawn instead.](#)




To delete a submission, click on **Delete** on the Submission Details page.


[Studies](#) / [Study Details](#) / Submission Details

1 In-Draft
Submission is with researchers

Unsubmitted


Initial
IRB-FY2021-28 - Stress and the immune system

 Edit  PDF  Delete



On the confirmation page, click **Delete**.

Delete Item ✕

 **Are you sure you want to delete "Initial Submission" ?**

Required Tasks:

- [Assign PI](#)
- ✓ [Assign PC](#)
- [Complete Submission](#)

